


**9.1**  
Aerial Context



25 May 2009

scale: 1:5000




**hill thalis**  
ARCHITECTURE + URBAN PROJECTS PTY LTD  
LEVEL 5, 68-72 Wentworth Ave  
Sunny Hills NSW 2000 Australia  
T 02 9211 6276 F 02 9281 3171  
E admin@hillthalis.com.au  
www.hillthalis.com.au

Use figured dimensions only.  
Do not scale.  
Comply with relevant Authorities' requirements.  
Comply with the Building Code of Australia.  
Comply with all relevant Australian Standards.  
Copyright in all documents and drawings prepared by Hill Thalis and in any work executed from these documents and drawings shall remain the property of Hill Thalis or an creation vest in Hill Thalis.

**9.2**  
 Existing FSR Controls







**LEGEND**

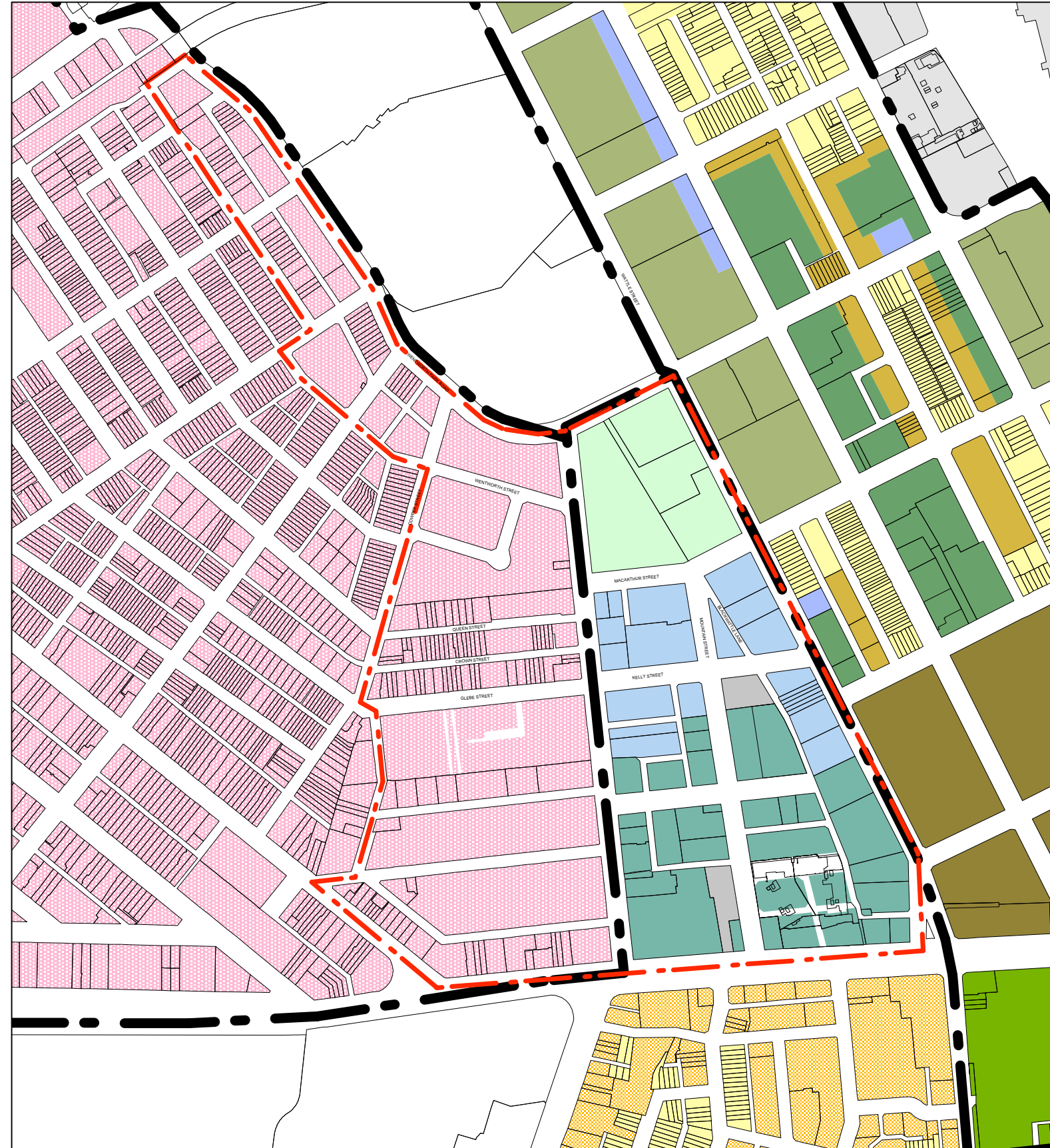
LEICHHARDT  
 LEP 2000 FSR

	0.7:1
---	-------

**LEGEND**









SOUTH SYDNEY  
 LEP 1998 FSR

	1.0:1
	1.5:1
	1.75:1
	2.0:1
	3.0:1
	SPECIAL USES



**LEGEND**


SYDNEY  
 LEP 2005 FSR

	RES 1.5:1 COM 2.0:1
	RES 2.0:1 COM 2.5:1
	RES ?2.5:1 COM ?3.0:1
	RES 2.5:1 COM 3.0:1
	RES 3.0:1 COM 3.5:1
	RES 3.5:1 COM 4.0:1
	RES 4.0:1 COM 5.0:1
	RES 5.0:1 COM 3.0:1

DRAFT ISSUE

25 May 2009

scale: 1:5000

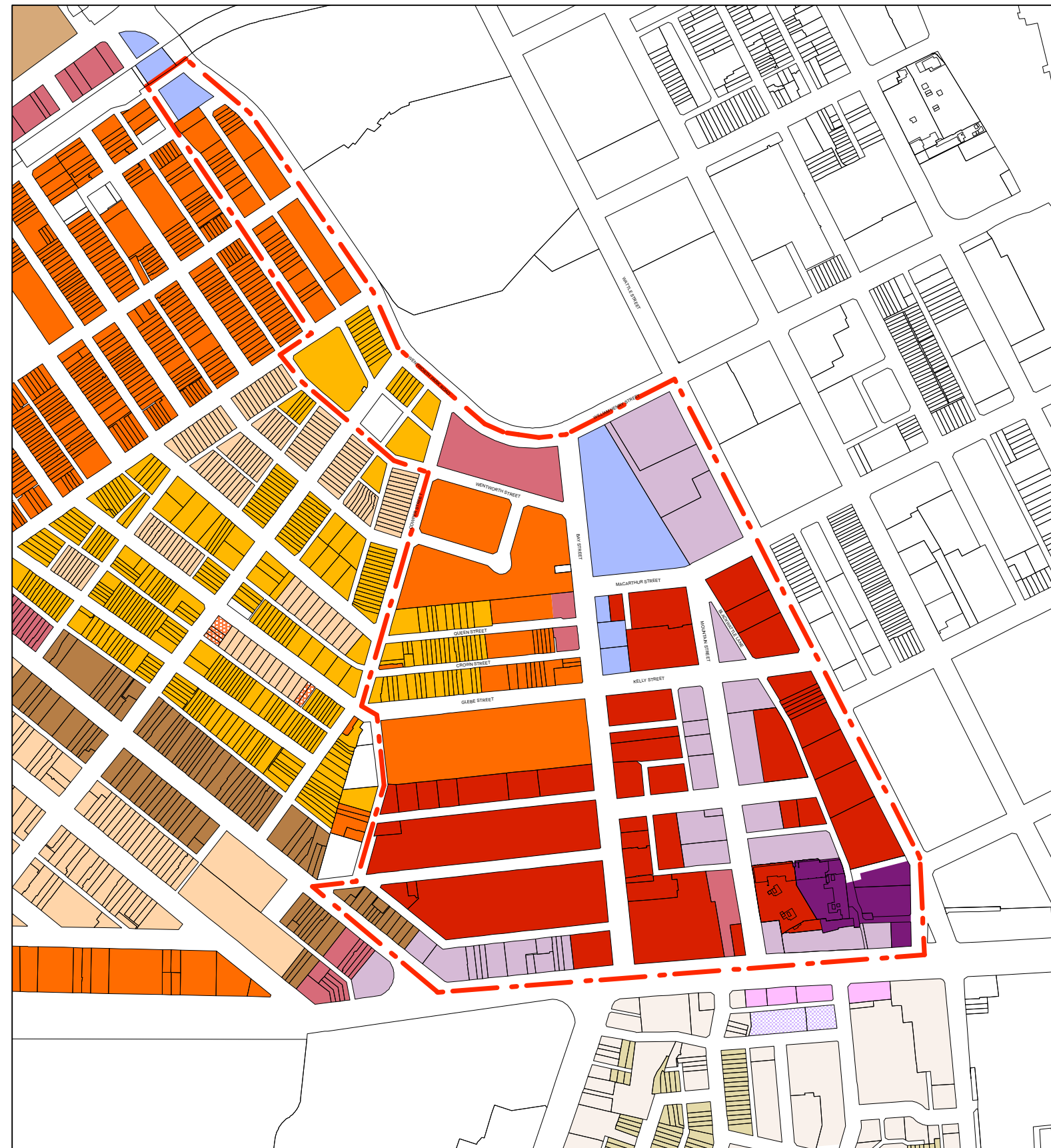


**hill thalis**  
 ARCHITECTURE + URBAN PROJECTS PTY LTD

LEVEL 5, 68-72 Wentworth Ave  
 Surry Hills NSW 2000 Australia  
 T 02 9211 6276 F 02 9281 3171  
 E admin@hillthalis.com.au  
 www.hillthalis.com.au

Use figured dimensions only.  
 Do not scale.  
 Comply with relevant Authorities' requirements.  
 Comply with the Building Code of Australia.  
 Comply with all relevant Australian Standards.  
 Copyright in all documents and drawings prepared by Hill Thalís and in any work executed from these documents and drawings shall remain the property of Hill Thalís or its creation vest in Hill Thalís.

**9.3**  
 Draft CoS FSR Controls



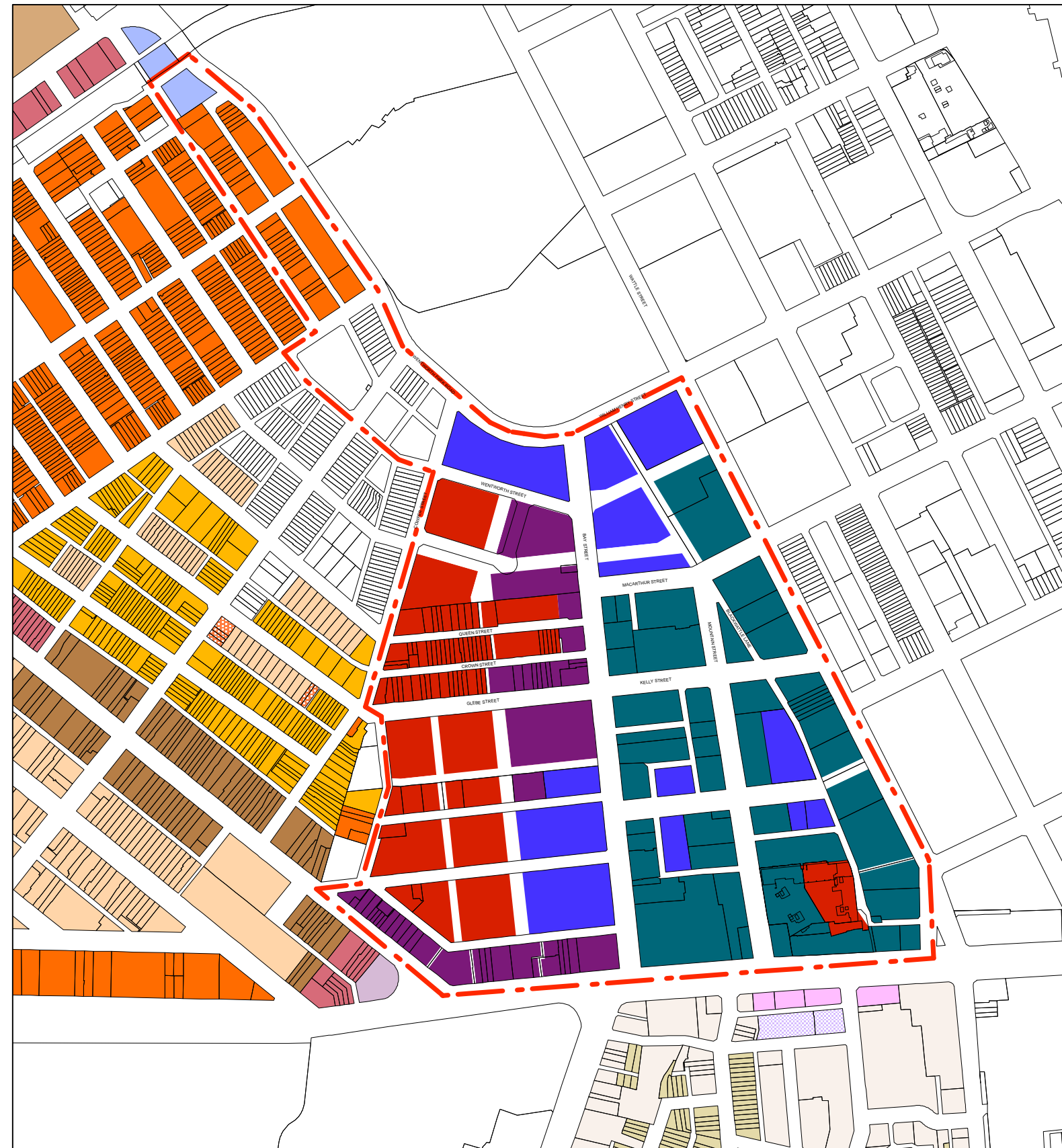
LEGEND	
SITE SPECIFIC PLANNING URBAN DESIGN STUDY GLEBE AND FOREST LODGE	
[Light Orange Box]	0.7:1
[Orange Box]	0.8:1
[Yellow-Orange Box]	0.9:1
[Orange Box]	1.0:1
[Dark Orange Box]	1.25:1
[Red-Orange Box]	1.5:1
[Red Box]	1.75:1
[Dark Red Box]	2.0:1
[Purple-Red Box]	2.5:1
[Purple Box]	3.0:1
[Dark Purple Box]	4.0:1
[Teal Box]	5.0:1

25 May 2009

scale: 1:5000



**9.4**  
 Proposed FSR Controls



**LEGEND**

SITE SPECIFIC PLANNING  
 URBAN DESIGN STUDY  
 GLEBE AND FOREST LODGE

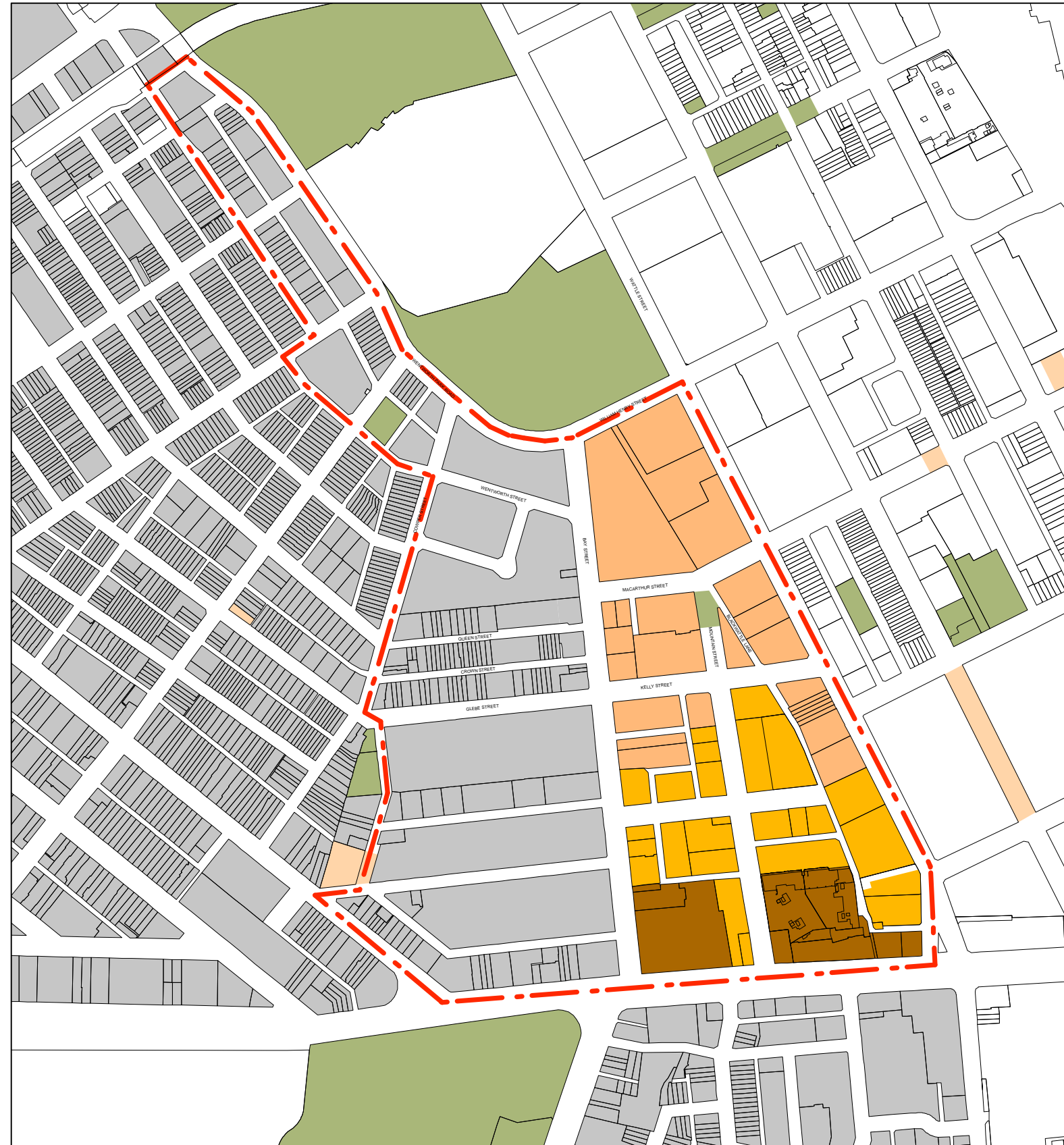
0.7:1
0.8:1
0.9:1
1.0:1
1.25:1
1.5:1
1.75:1
2.0:1
2.5:1
3.0:1
4.0:1
5.0:1

25 May 2009

scale: 1:5000



**9.5**  
 Existing Height Controls



LEGEND	
SITE SPECIFIC PLANNING URBAN DESIGN STUDY GLEBE AND FOREST LODGE	
	2 STOREY
	3 STOREY
	4 STOREY
	5 STOREY
	6 STOREY
	7 STOREY
	8 STOREY
	SPECIAL USE
	LEICHHARDT STREET WALL CONTROLS

25 May 2009

scale: 1:5000




**9.6**  
 Proposed Height Controls



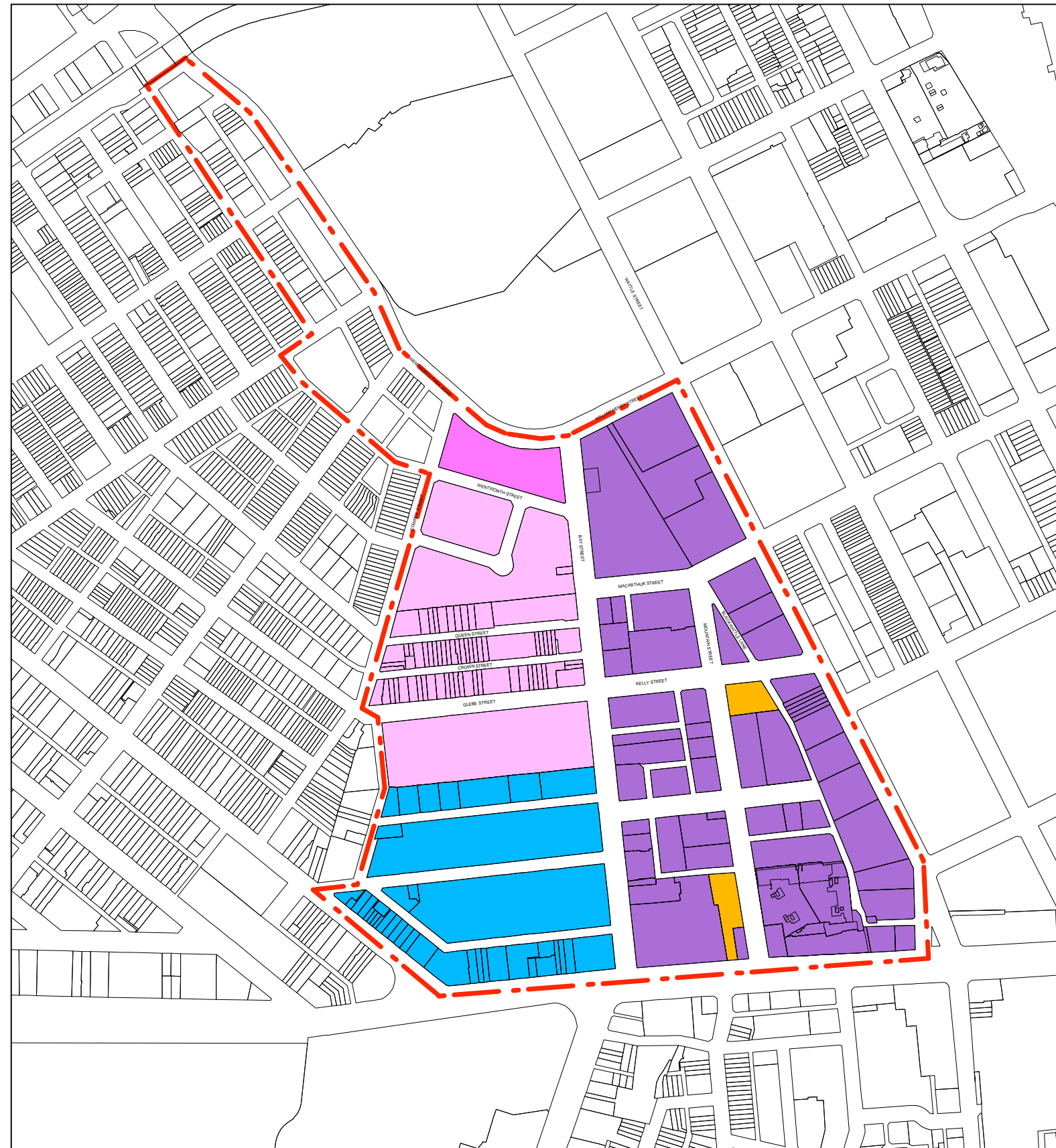
LEGEND	
SITE SPECIFIC PLANNING URBAN DESIGN STUDY GLEBE AND FOREST LODGE	
	2 STOREY
	3 STOREY
	4 STOREY
	5 STOREY
	6 STOREY
	9 STOREY
	12 STOREY
	SPECIAL USE

25 May 2009

scale: 1:5000



**9.7**  
 Existing Zoning



**LEGEND**

SITE SPECIFIC PLANNING  
 URBAN DESIGN STUDY  
 GLEBE AND FOREST LODGE

LEICHHARDT CONTROLS

RESIDENTIAL  
 BUSINESS  
 INDUSTRIAL

SOUTH SYDNEY CONTROLS

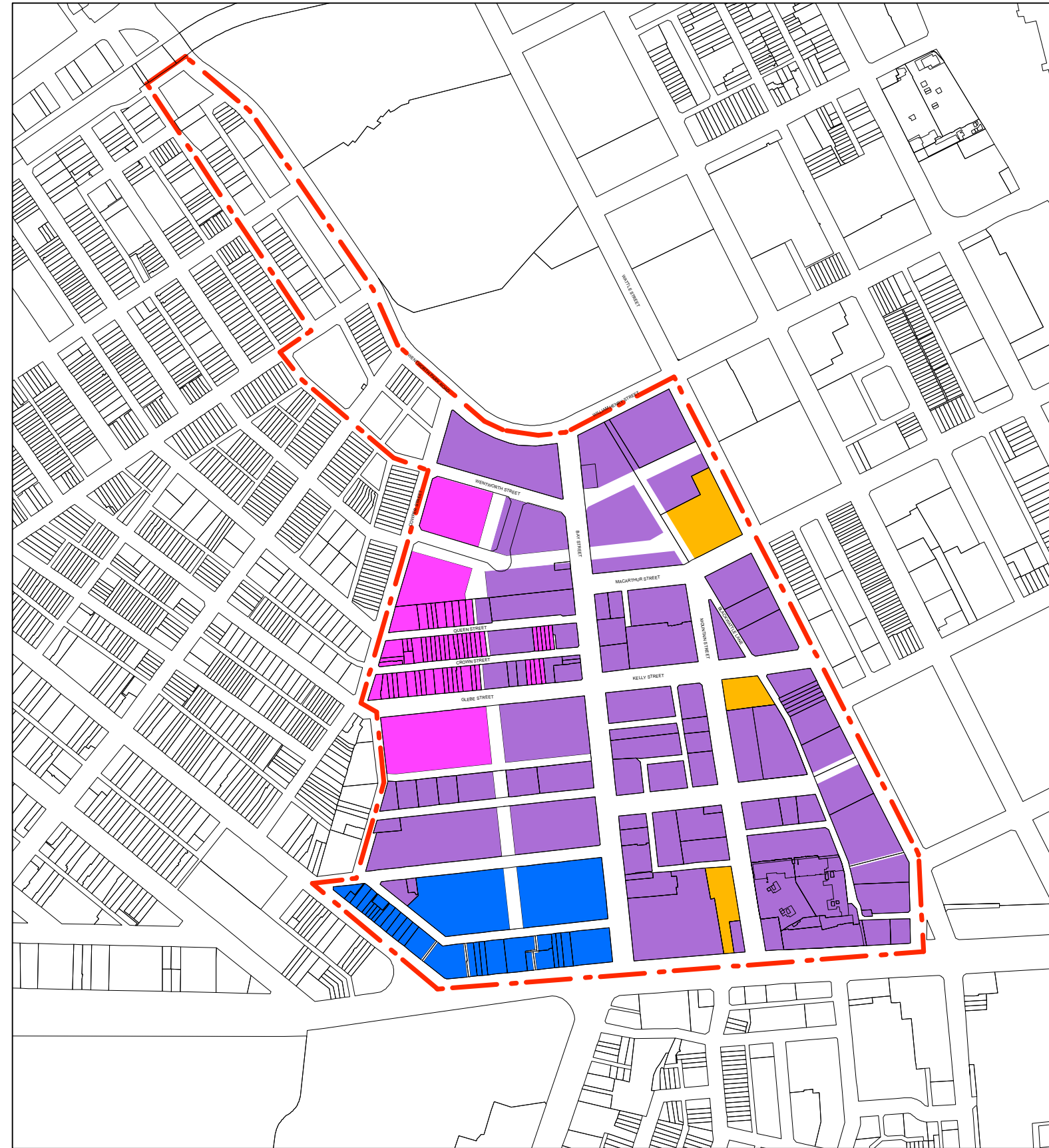
MIXED USE  
 SPECIAL USE





25 May 2009

scale: 1:5000



**9.8**  
 Proposed Zoning



LEGEND	
SITE SPECIFIC PLANNING URBAN DESIGN STUDY GLEBE AND FOREST LODGE	
	R3/B1
	B2
	MIXED USE
	SPECIAL USE

25 May 2009

scale: 1:5000

